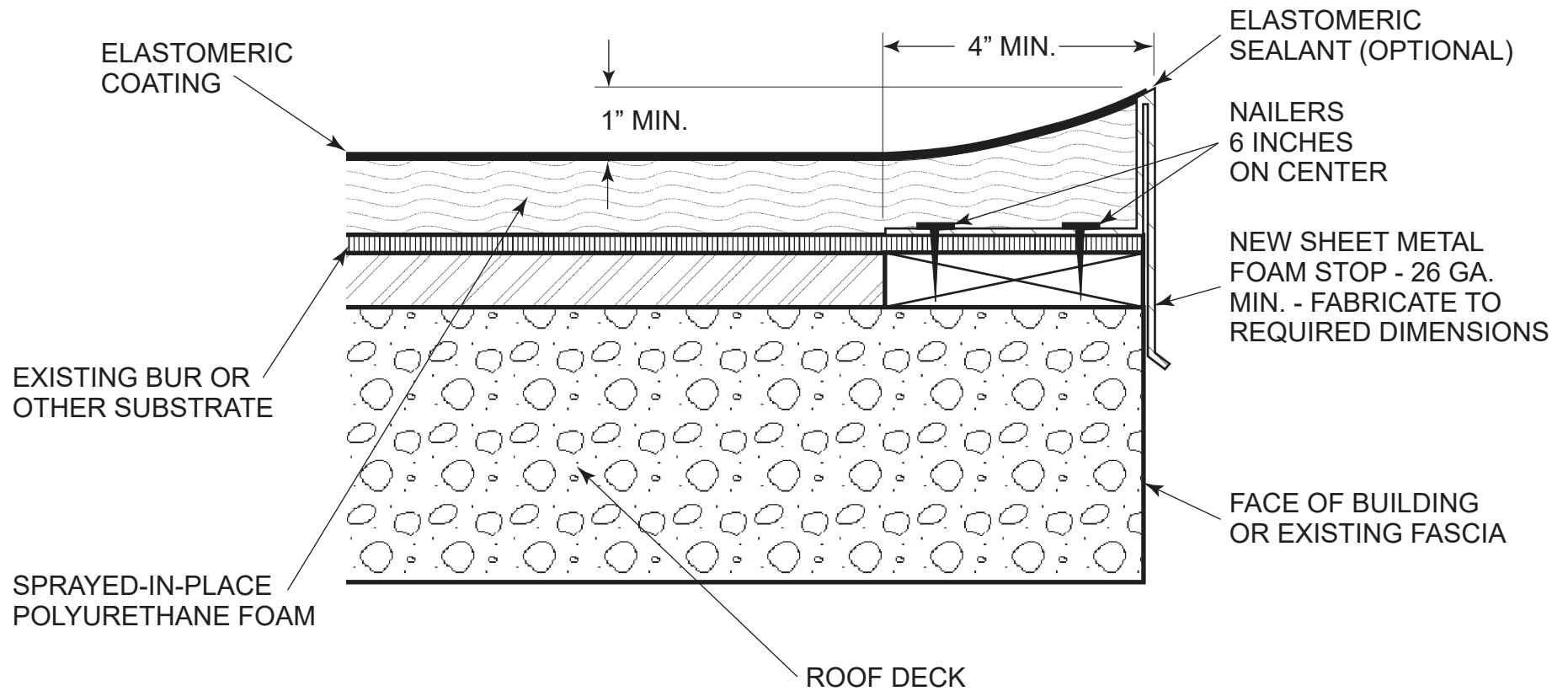


ElastaGard

Table of Contents

Detail, Foam Stop, Interior Drain Roofs	Detail Drawings	English	2
Detail, Parapet Wall	Detail Drawings	English	3
Detail, Gravel Stop	Detail Drawings	English	4
Detail, Roof Drain	Detail Drawings	English	5
Detail, Roof Vent	Detail Drawings	English	6
Detail, Vertical Projection	Detail Drawings	English	7
Detail, Concrete Roof, Crack Treatment	Detail Drawings	English	8
Detail, Concrete Roof, Drain	Detail Drawings	English	9
Detail, Concrete Roof, Parapet	Detail Drawings	English	10
Detail, Concrete Roof, Pipe Penetration	Detail Drawings	English	11
Detail, Modified Bitumen Roof, Drain	Detail Drawings	English	12
Detail, Modified Bitumen Roof, Edge	Detail Drawings	English	13
Detail, Modified Bitumen Roof, Pipe Penetration	Detail Drawings	English	14
Detail, Modified Bitumen Roof, Seam Treatment	Detail Drawings	English	15
Detail, Single Ply Roof, Drain	Detail Drawings	English	16
Detail, Single Ply Roof, Edge	Detail Drawings	English	17
Detail, Single Ply Roof, Pipe Penetration	Detail Drawings	English	18
Detail, Single Ply Roof, Seam Treatment	Detail Drawings	English	19



Note: This detail is utilized in the specification and design of fluid-applied roofing, in both new and retrofit applications. It is provided to show a generally recommended procedure for dealing with the condition shown. It will not and cannot provide a specific solution for every condition likely to be encountered in field application. Where field conditions differ, the use of applicable portions of the detail shown or its adaptation by an experienced and conscientious applicator should result in a quality project.



2728 Empire Central
Dallas, Texas 75236
(214)-353-1600
www.neogard.com

Project:

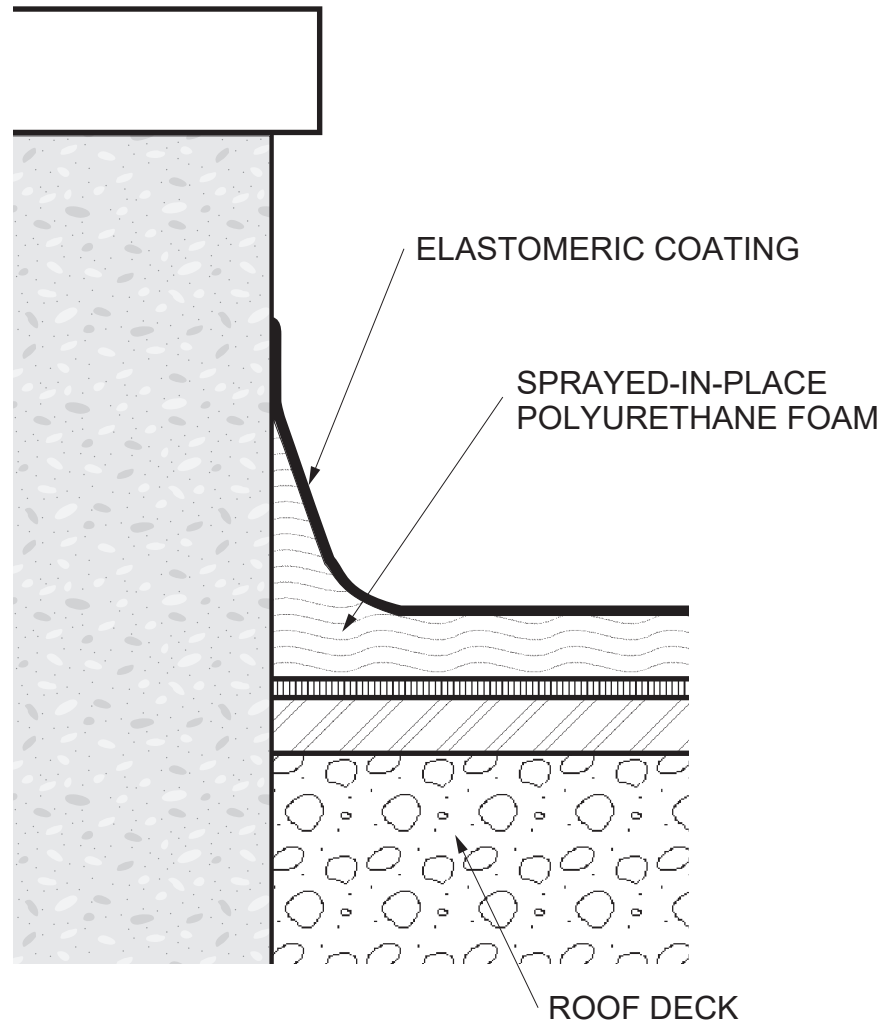
Foam Stop, Interior Drain Roofs

Drawn by:
K. Kirby

Scale:
NTS

Date:
04/01/2020

Drawing/Index No.
ROOF_foam-stop-interior-drain-04012020



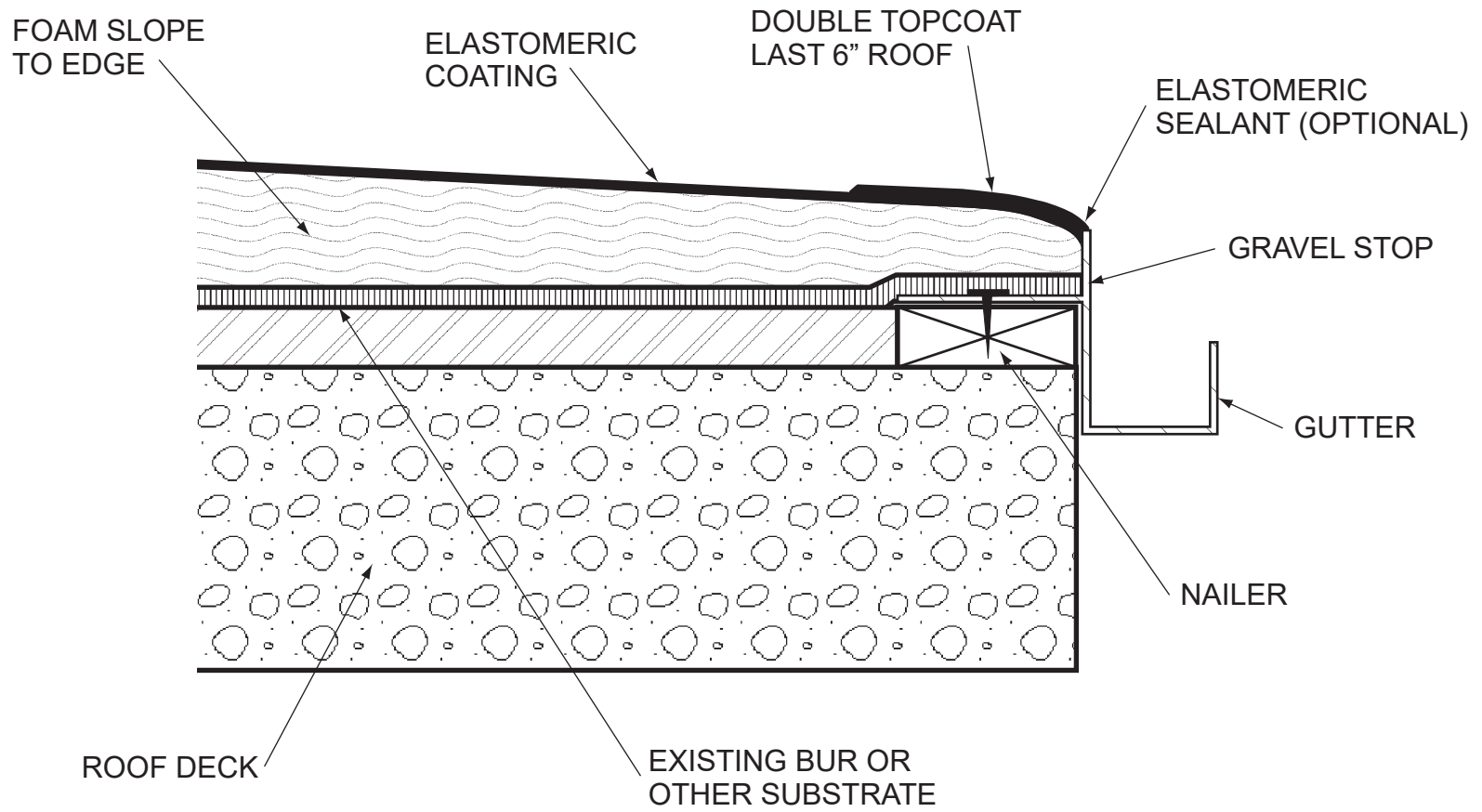
Note: This detail is utilized in the specification and design of fluid-applied roofing, in both new and retrofit applications. It is provided to show a generally recommended procedure for dealing with the condition shown. It will not and cannot provide a specific solution for every condition likely to be encountered in field application. Where field conditions differ, the use of applicable portions of the detail shown or its adaptation by an experienced and conscientious applicator should result in a quality project.



2728 Empire Central
 Dallas, Texas 75236
 (214)-353-1600
 www.neogard.com

Project:
 Roof Parapet Wall

Drawn by: K. Kirby	Scale: NTS	Date: 04/01/2020	Drawing/Index No. ROOF_parapet-wall-04012020
-----------------------	---------------	---------------------	---



Note: This detail is utilized in the specification and design of fluid-applied roofing, in both new and retrofit applications. It is provided to show a generally recommended procedure for dealing with the condition shown. It will not and cannot provide a specific solution for every condition likely to be encountered in field application. Where field conditions differ, the use of applicable portions of the detail shown or its adaptation by an experienced and conscientious applicator should result in a quality project.



2728 Empire Central
 Dallas, Texas 75236
 (214)-353-1600
 www.neogard.com

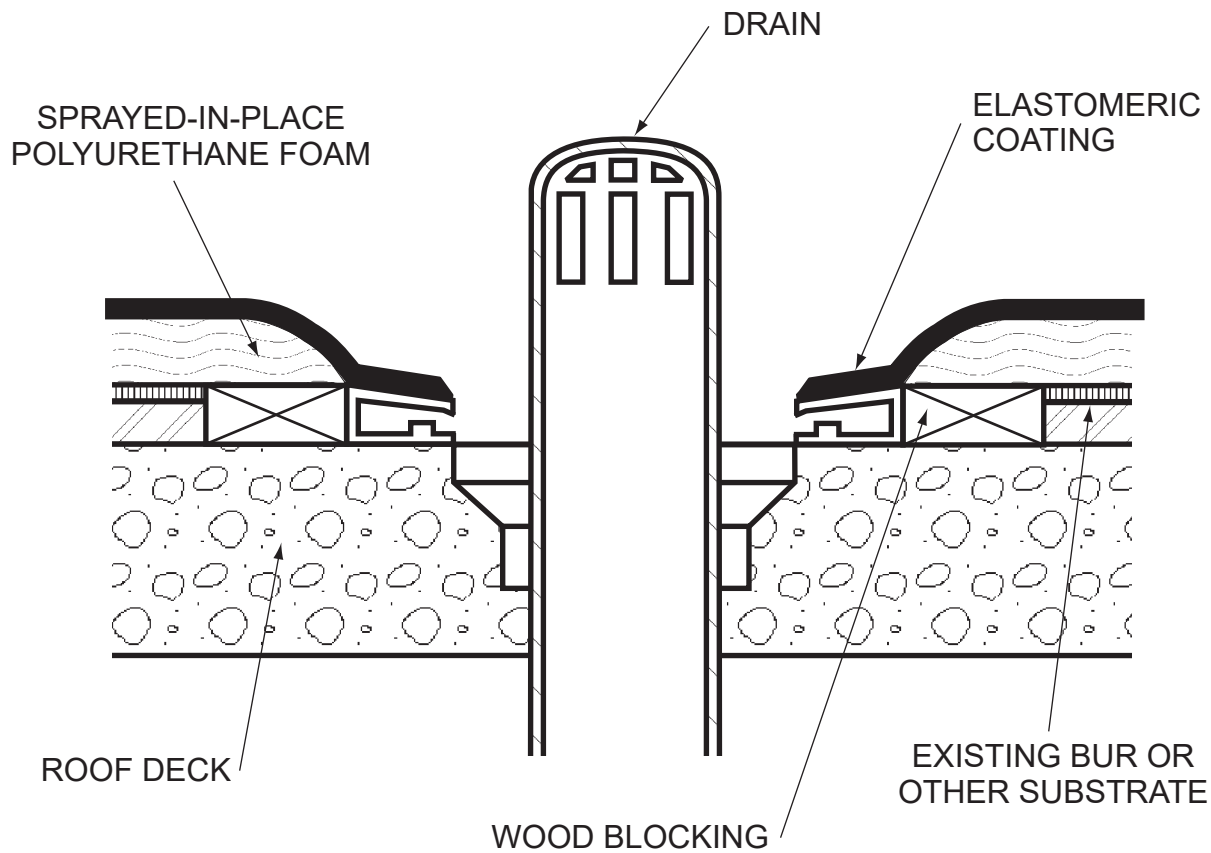
Project:
 Gravel Stop

Drawn by:
 K. Kirby

Scale:
 NTS

Date:
 04/01/2020

Drawing/Index No.
 ROOF_gravel-stop-04012020



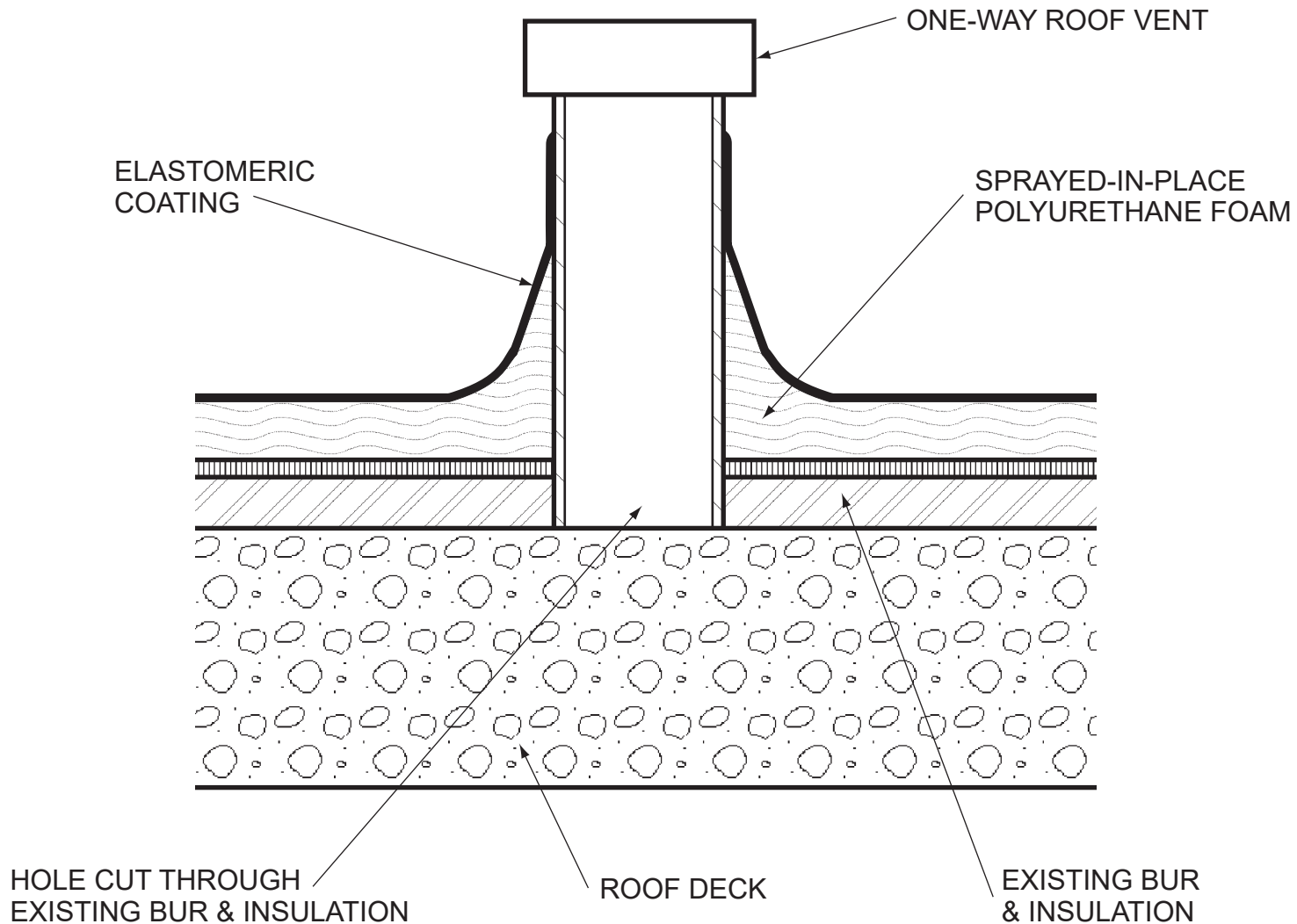
Note: This detail is utilized in the specification and design of fluid-applied roofing, in both new and retrofit applications. It is provided to show a generally recommended procedure for dealing with the condition shown. It will not and cannot provide a specific solution for every condition likely to be encountered in field application. Where field conditions differ, the use of applicable portions of the detail shown or its adaptation by an experienced and conscientious applicator should result in a quality project.



2728 Empire Central
 Dallas, Texas 75236
 (214)-353-1600
 www.neogard.com

Project:
 Roof Drain

Drawn by: K. Kirby	Scale: NTS	Date: 04/01/2020	Drawing/Index No. ROOF_spf-drain-04012020
-----------------------	---------------	---------------------	--



Note: This detail is utilized in the specification and design of fluid-applied roofing, in both new and retrofit applications. It is provided to show a generally recommended procedure for dealing with the condition shown. It will not and cannot provide a specific solution for every condition likely to be encountered in field application. Where field conditions differ, the use of applicable portions of the detail shown or its adaptation by an experienced and conscientious applicator should result in a quality project.



2728 Empire Central
Dallas, Texas 75236
(214)-353-1600
www.neogard.com

Project:

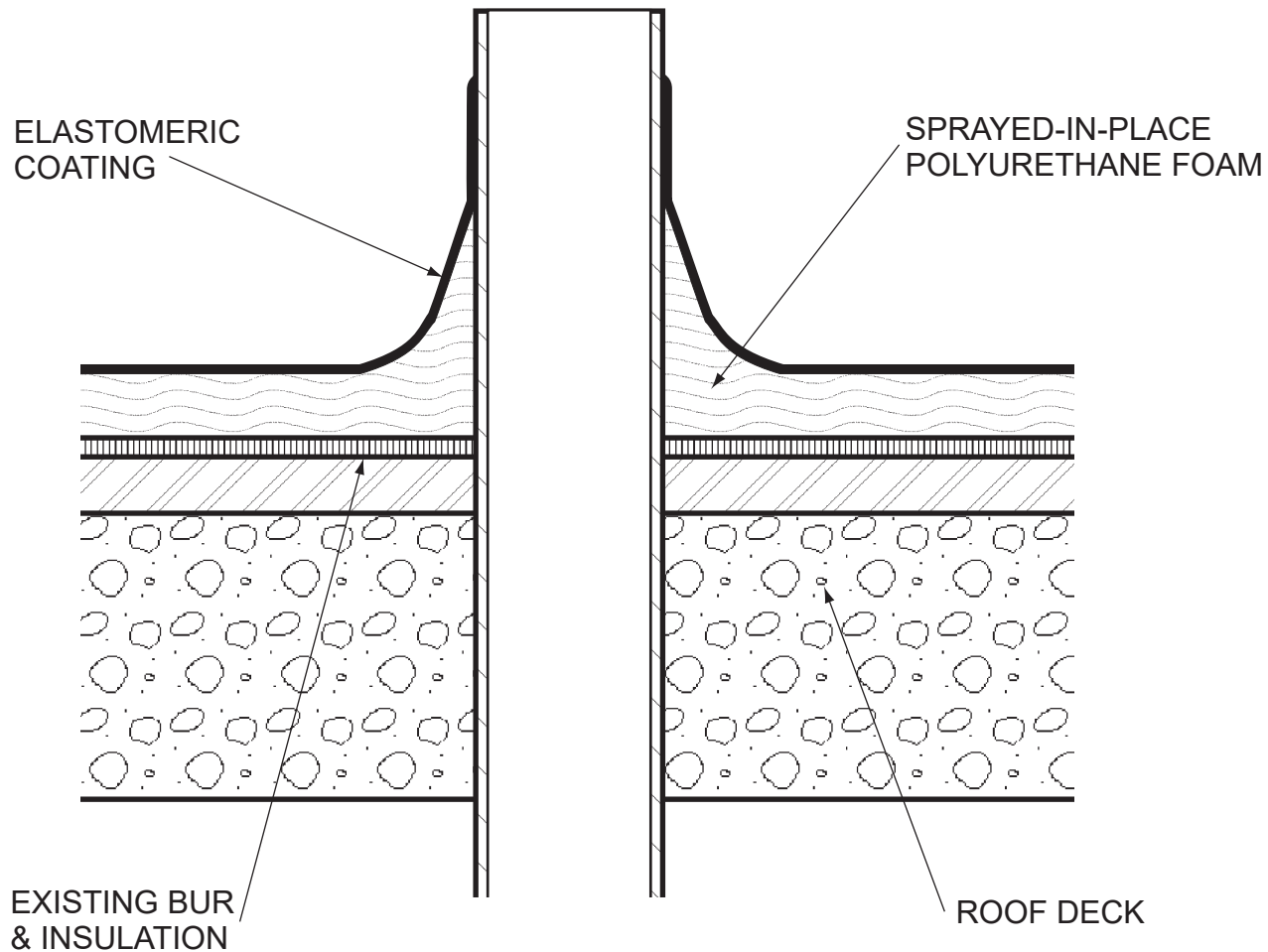
Roof Vent

Drawn by:
K. Kirby

Scale:
NTS

Date:
04/01/2020

Drawing/Index No.
ROOF_vent-04012020



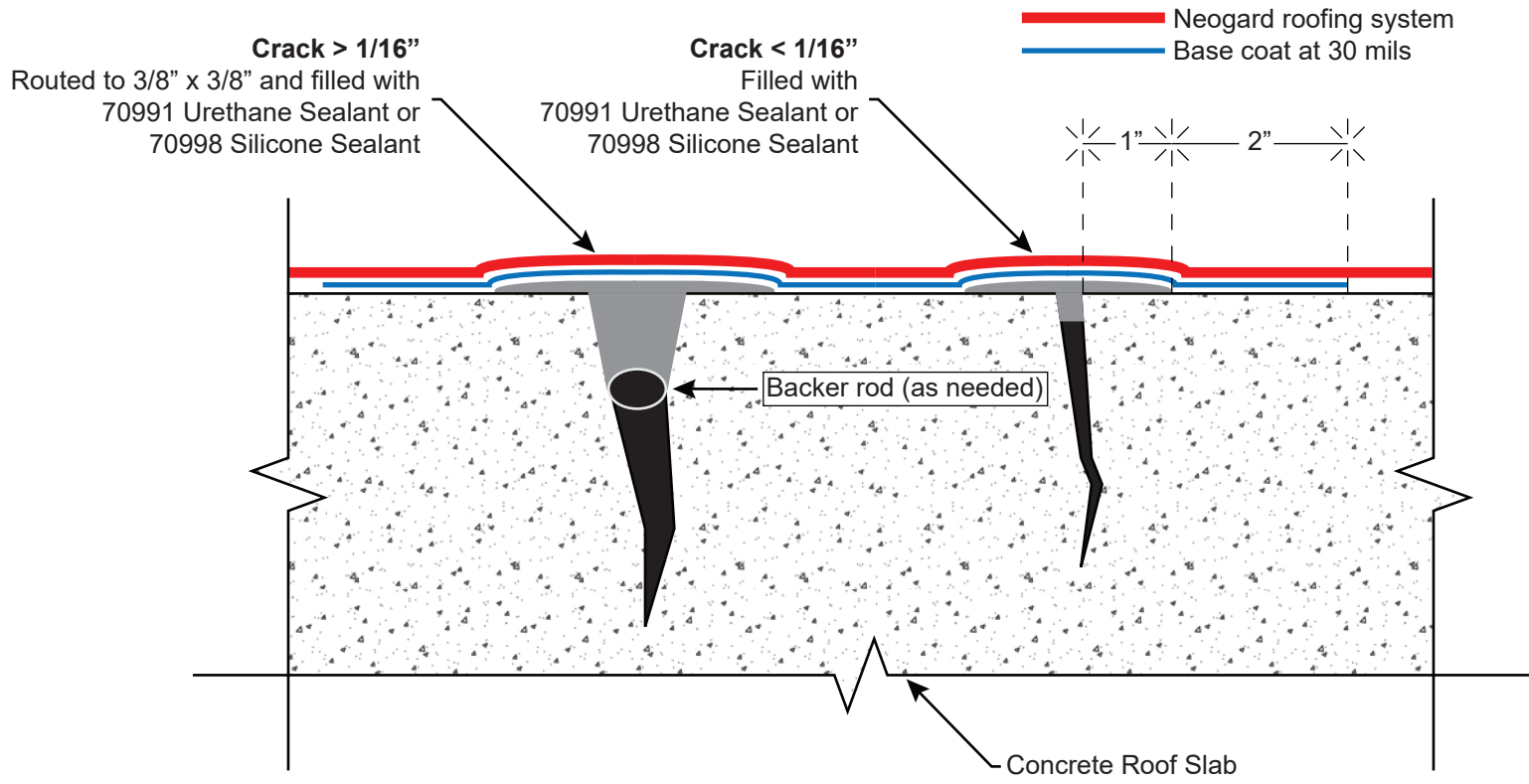
Note: This detail is utilized in the specification and design of fluid-applied roofing, in both new and retrofit applications. It is provided to show a generally recommended procedure for dealing with the condition shown. It will not and cannot provide a specific solution for every condition likely to be encountered in field application. Where field conditions differ, the use of applicable portions of the detail shown or its adaptation by an experienced and conscientious applicator should result in a quality project.



2728 Empire Central
Dallas, Texas 75236
(214)-353-1600
www.neogard.com

Project:
Vertical Projection

Drawn by: K. Kirby	Scale: NTS	Date: 04/01/2020	Drawing/Index No. ROOF_vert-proj-04012020
-----------------------	---------------	---------------------	--



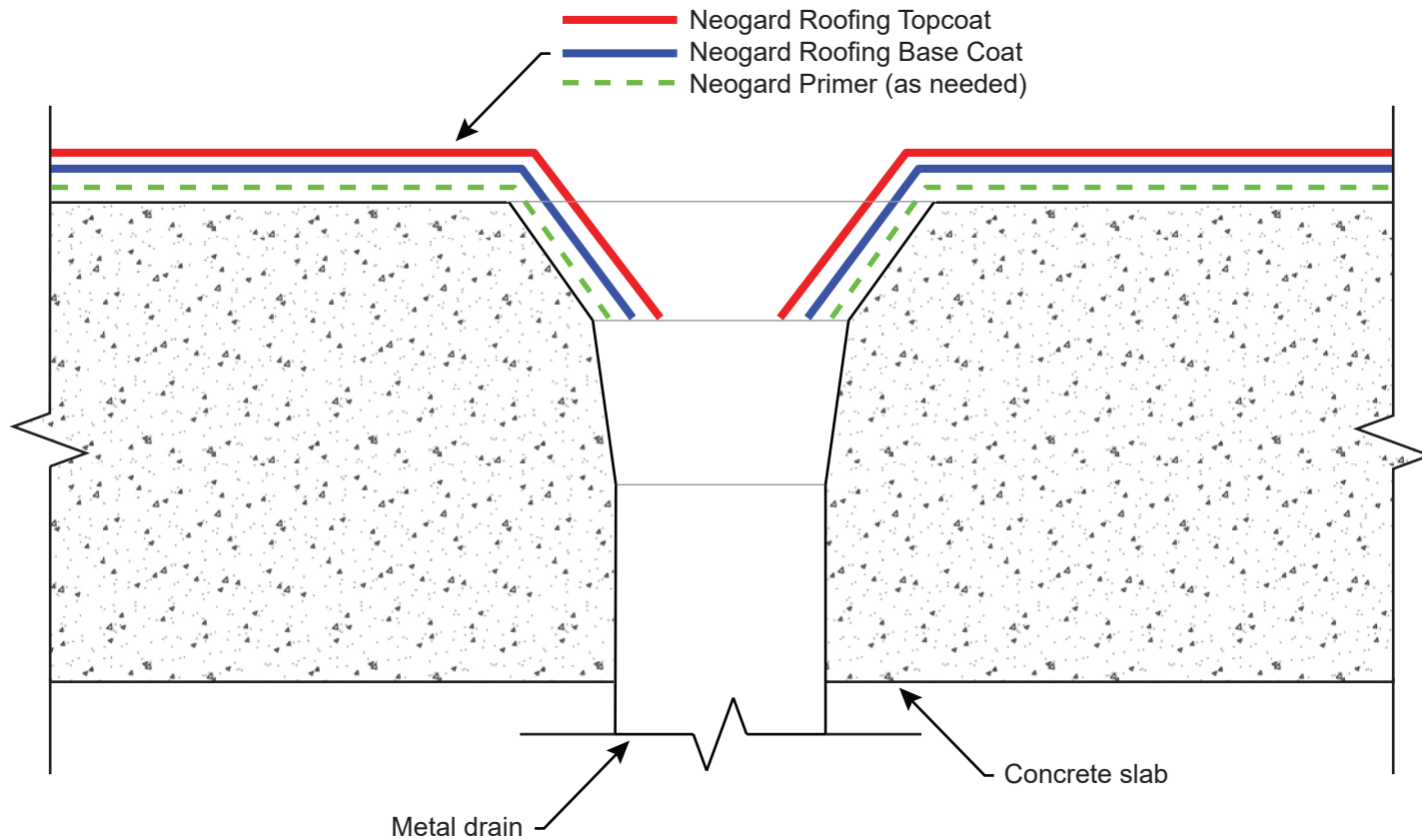
Note: This detail is utilized in the specification and design of fluid-applied roofing, in both new and retrofit applications. It is provided to show a generally recommended procedure for dealing with the condition shown. It will not and cannot provide a specific solution for every condition likely to be encountered in field application. Where field conditions differ, the use of applicable portions of the detail shown or its adaptation by an experienced and conscientious applicator should result in a quality project.



2728 Empire Central
Dallas, Texas 75236
(214)-353-1600
www.neogard.com

Project:
Crack Treatment, Concrete Substrate

Drawn by: KSK	Scale: NTS	Date: 08/16/2021	Drawing/Index No. ROOF-C_cracks-08162021
------------------	---------------	---------------------	---



Note: This detail is utilized in the specification and design of fluid-applied roofing, in both new and retrofit applications. It is provided to show a generally recommended procedure for dealing with the condition shown. It will not and cannot provide a specific solution for every condition likely to be encountered in field application. Where field conditions differ, the use of applicable portions of the detail shown or its adaptation by an experienced and conscientious applicator should result in a quality project.



2728 Empire Central
 Dallas, Texas 75236
 (214)-353-1600
 www.neogard.com

Project:

Drain Detail, Concrete Substrate

Drawn by:

KSK

Scale:

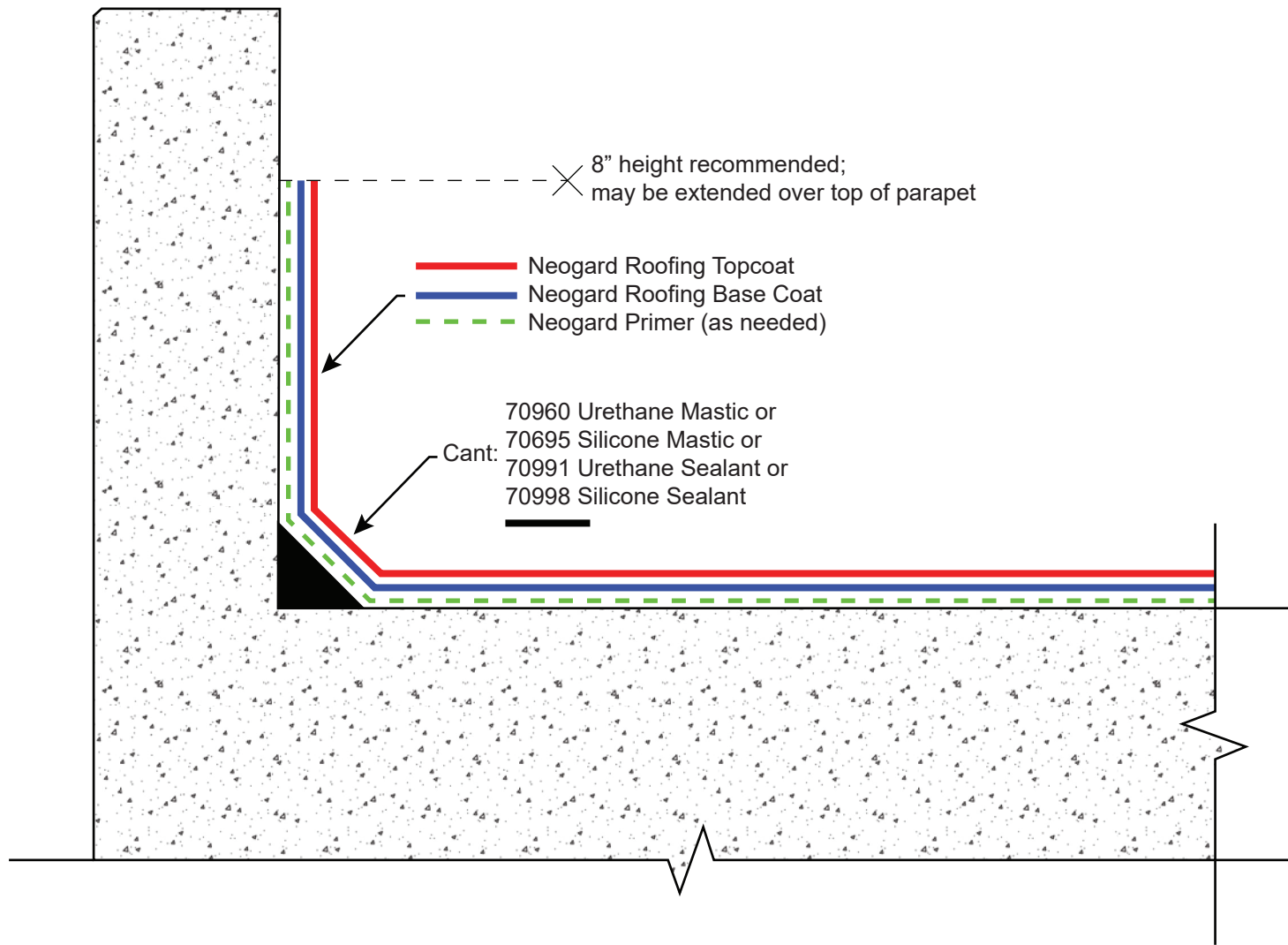
NTS

Date:

08/16/2021

Drawing/Index No.

ROOF-C_drain-08162021



Note: This detail is utilized in the specification and design of fluid-applied roofing, in both new and retrofit applications. It is provided to show a generally recommended procedure for dealing with the condition shown. It will not and cannot provide a specific solution for every condition likely to be encountered in field application. Where field conditions differ, the use of applicable portions of the detail shown or its adaptation by an experienced and conscientious applicator should result in a quality project.



2728 Empire Central
Dallas, Texas 75236
(214)-353-1600
www.neogard.com

Project:

Roof Parapet, Concrete Substrate

Drawn by:

KSK

Scale:

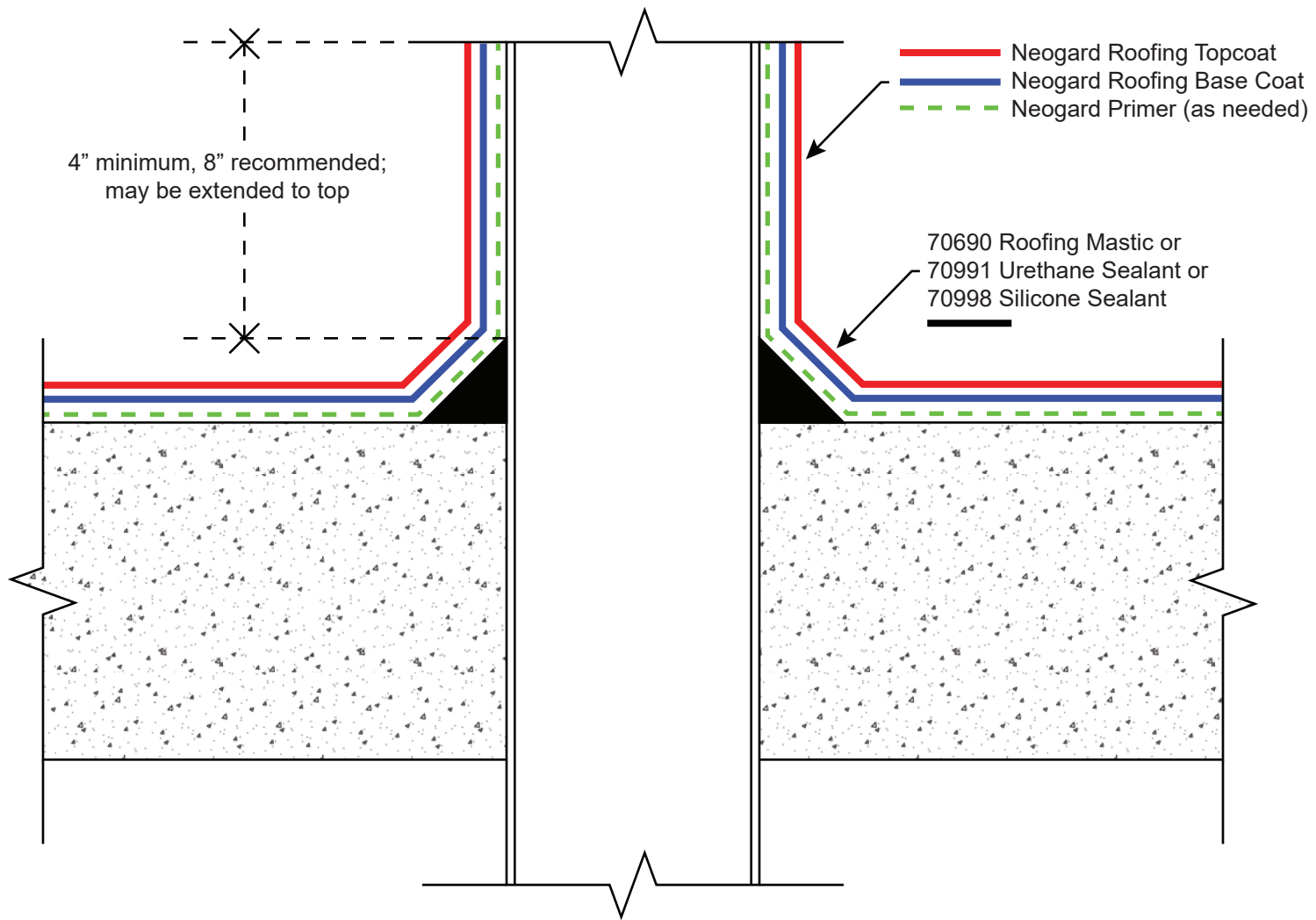
NTS

Date:

08/16/2021

Drawing/Index No.

ROOF-C_parapet-08162021



Note: This detail is utilized in the specification and design of fluid-applied roofing, in both new and retrofit applications. It is provided to show a generally recommended procedure for dealing with the condition shown. It will not and cannot provide a specific solution for every condition likely to be encountered in field application. Where field conditions differ, the use of applicable portions of the detail shown or its adaptation by an experienced and conscientious applicator should result in a quality project.



2728 Empire Central
Dallas, Texas 75236
(214)-353-1600
www.neogard.com

Project:

Pipe Penetration, Concrete Substrate

Drawn by:

KSK

Scale:

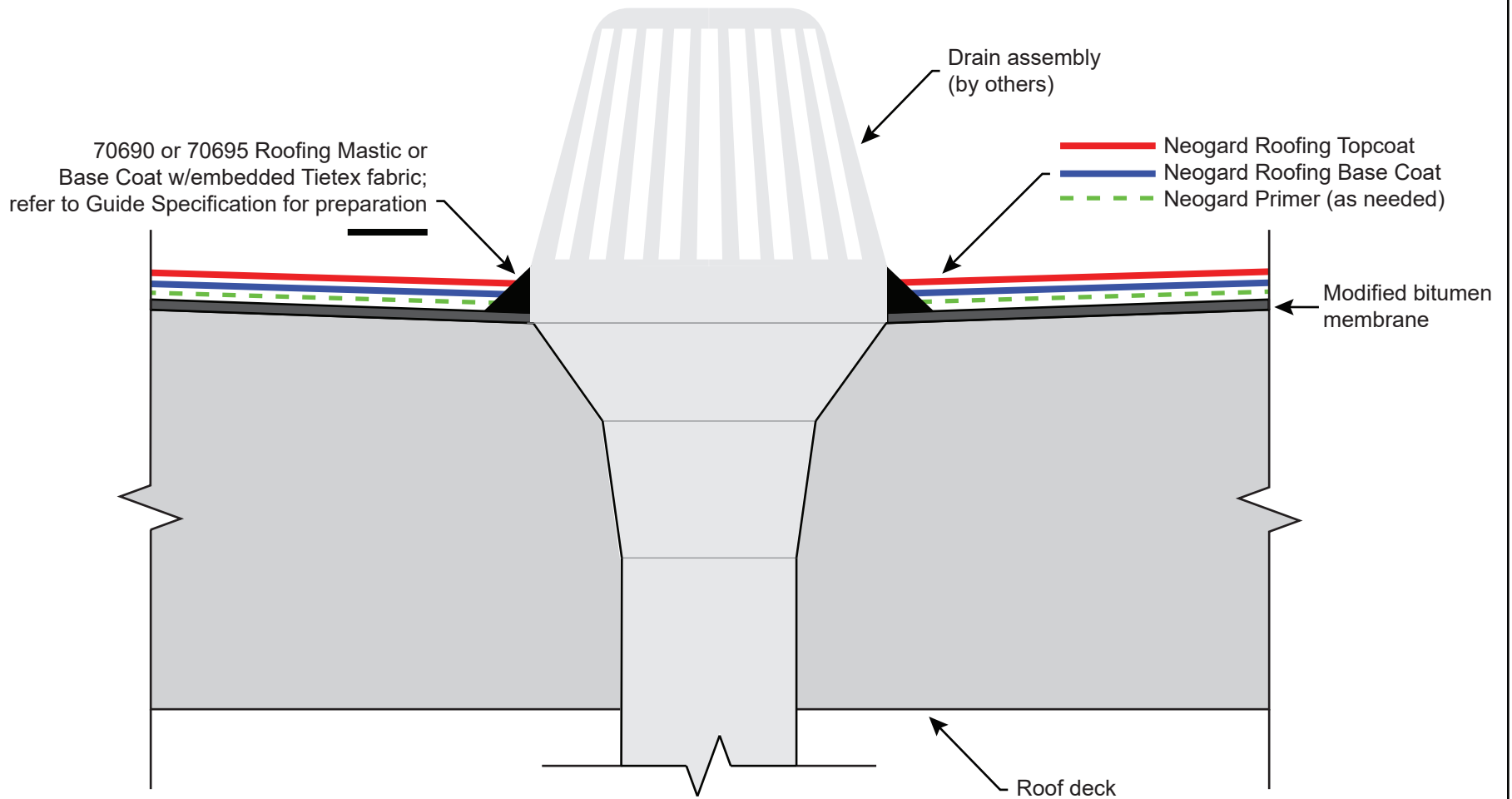
NTS

Date:

08/20/2021

Drawing/Index No.

ROOF-C_pipe-08202021



Note: This detail is utilized in the specification and design of fluid-applied roofing, in both new and retrofit applications. It is provided to show a generally recommended procedure for dealing with the condition shown. It will not and cannot provide a specific solution for every condition likely to be encountered in field application. Where field conditions differ, the use of applicable portions of the detail shown or its adaptation by an experienced and conscientious applicator should result in a quality project.



2728 Empire Central
 Dallas, Texas 75236
 (214)-353-1600
 www.neogard.com

Project:

Drain Detail, Modified Bitumen Substrate

Drawn by:

KSK

Scale:

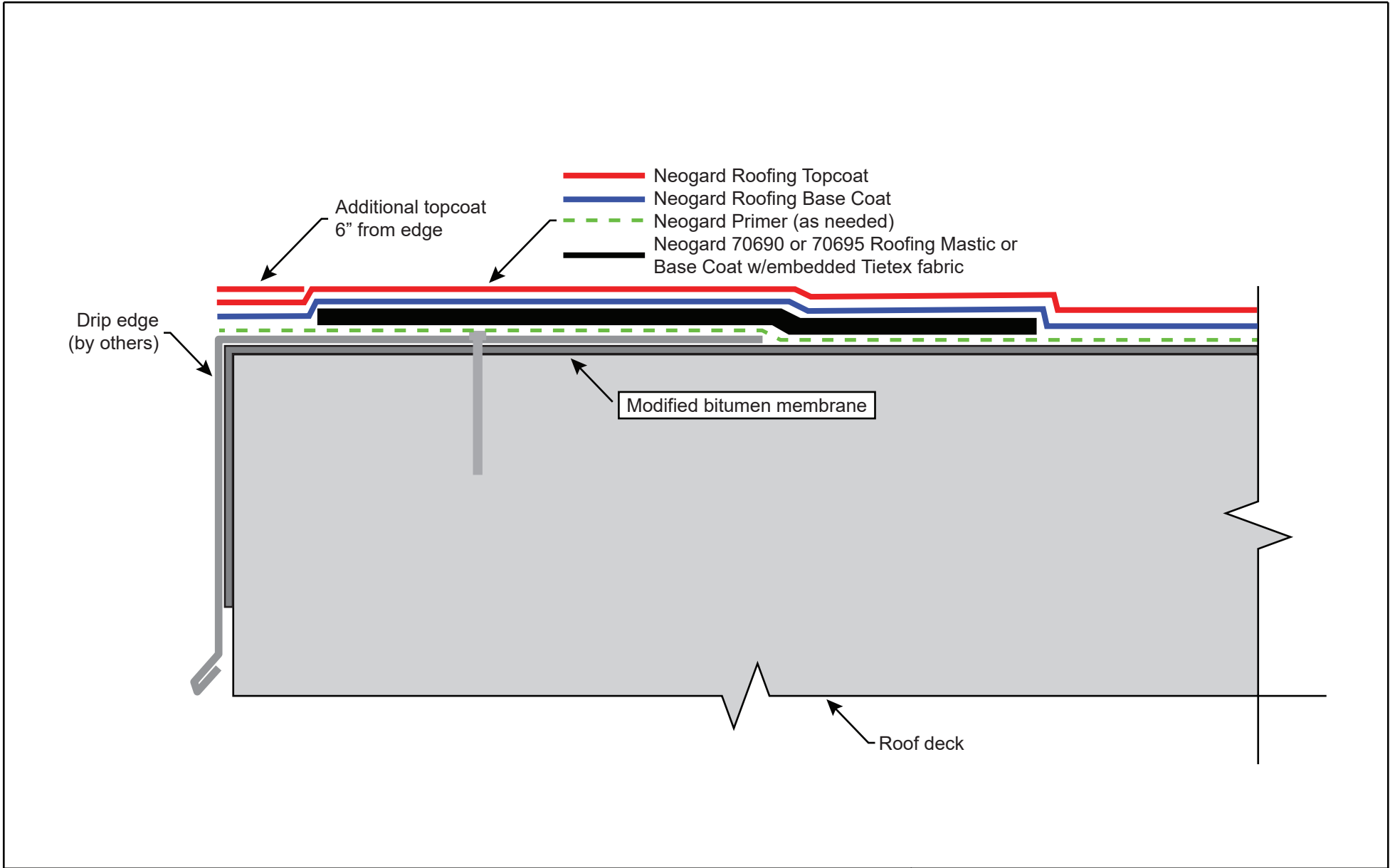
NTS

Date:

08/20/2021

Drawing/Index No.

ROOF-MB_drain-08202021



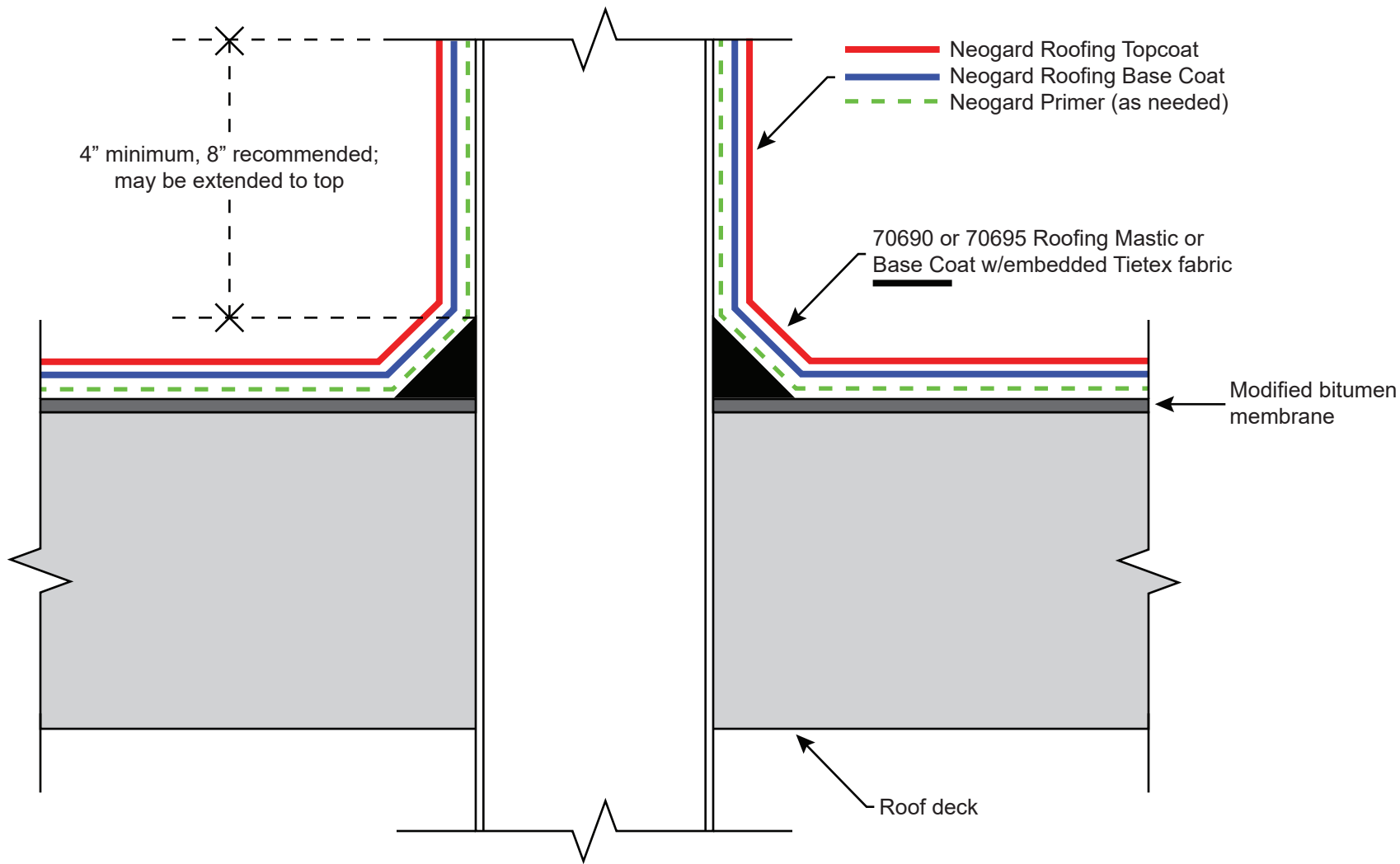
Note: This detail is utilized in the specification and design of fluid-applied roofing, in both new and retrofit applications. It is provided to show a generally recommended procedure for dealing with the condition shown. It will not and cannot provide a specific solution for every condition likely to be encountered in field application. Where field conditions differ, the use of applicable portions of the detail shown or its adaptation by an experienced and conscientious applicator should result in a quality project.



2728 Empire Central
 Dallas, Texas 75236
 (214)-353-1600
 www.neogard.com

Project:
 Edge Detail, Modified Bitumen Substrate

Drawn by: KSK	Scale: NTS	Date: 08/20/2021	Drawing/Index No. ROOF-MB_edge-08202021
------------------	---------------	---------------------	--



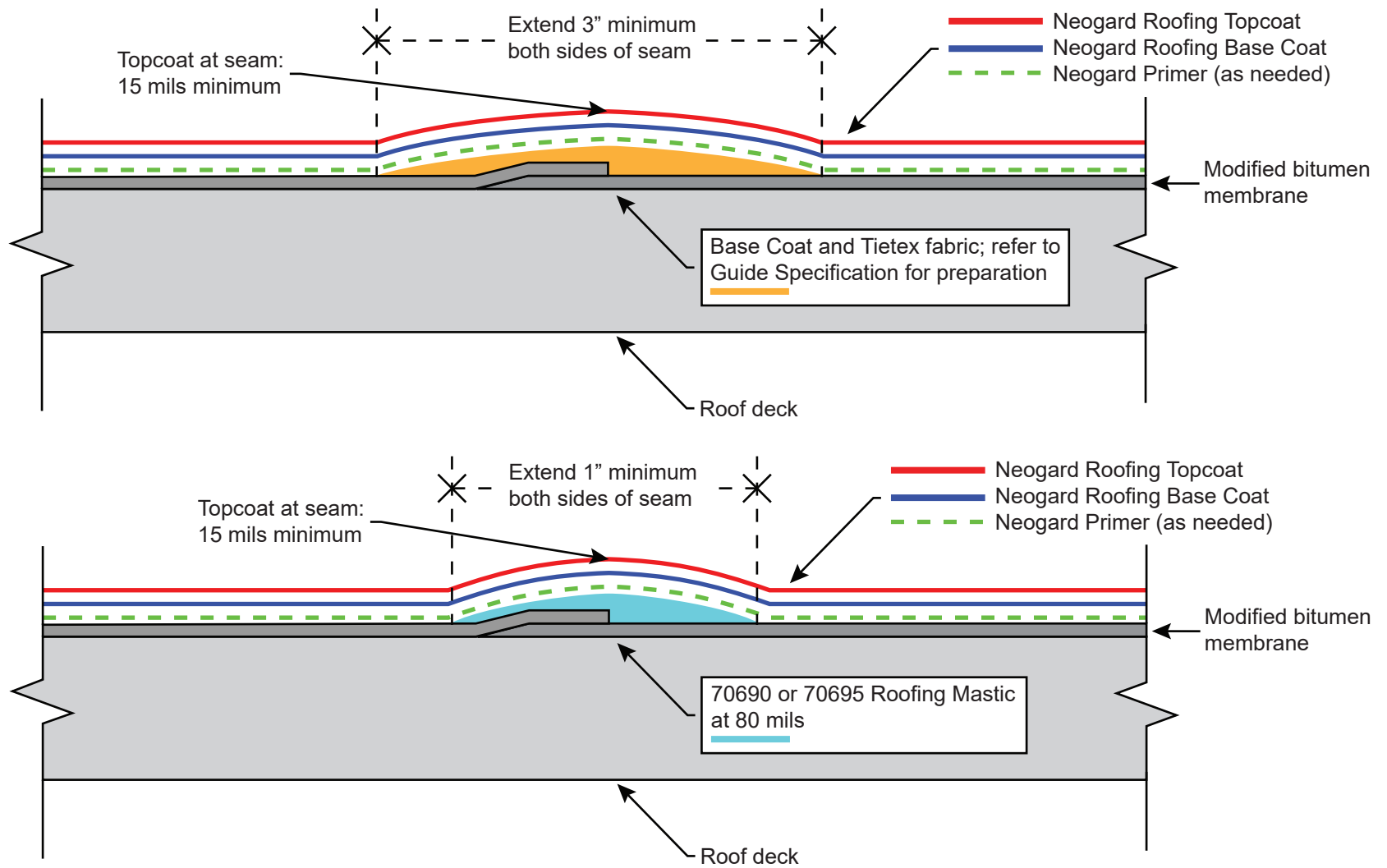
Note: This detail is utilized in the specification and design of fluid-applied roofing, in both new and retrofit applications. It is provided to show a generally recommended procedure for dealing with the condition shown. It will not and cannot provide a specific solution for every condition likely to be encountered in field application. Where field conditions differ, the use of applicable portions of the detail shown or its adaptation by an experienced and conscientious applicator should result in a quality project.



2728 Empire Central
 Dallas, Texas 75236
 (214)-353-1600
 www.neogard.com

Project:
 Pipe Penetration, Modified Bitumen Substrate

Drawn by: KSK	Scale: NTS	Date: 08/20/2021	Drawing/Index No. ROOF-MB_pipe-08202021
------------------	---------------	---------------------	--



Note: This detail is utilized in the specification and design of fluid-applied roofing, in both new and retrofit applications. It is provided to show a generally recommended procedure for dealing with the condition shown. It will not and cannot provide a specific solution for every condition likely to be encountered in field application. Where field conditions differ, the use of applicable portions of the detail shown or its adaptation by an experienced and conscientious applicator should result in a quality project.



2728 Empire Central
Dallas, Texas 75236
(214)-353-1600
www.neogard.com

Project:

Seam Detail, Modified Bitumen Substrate

Drawn by:

KSK

Scale:

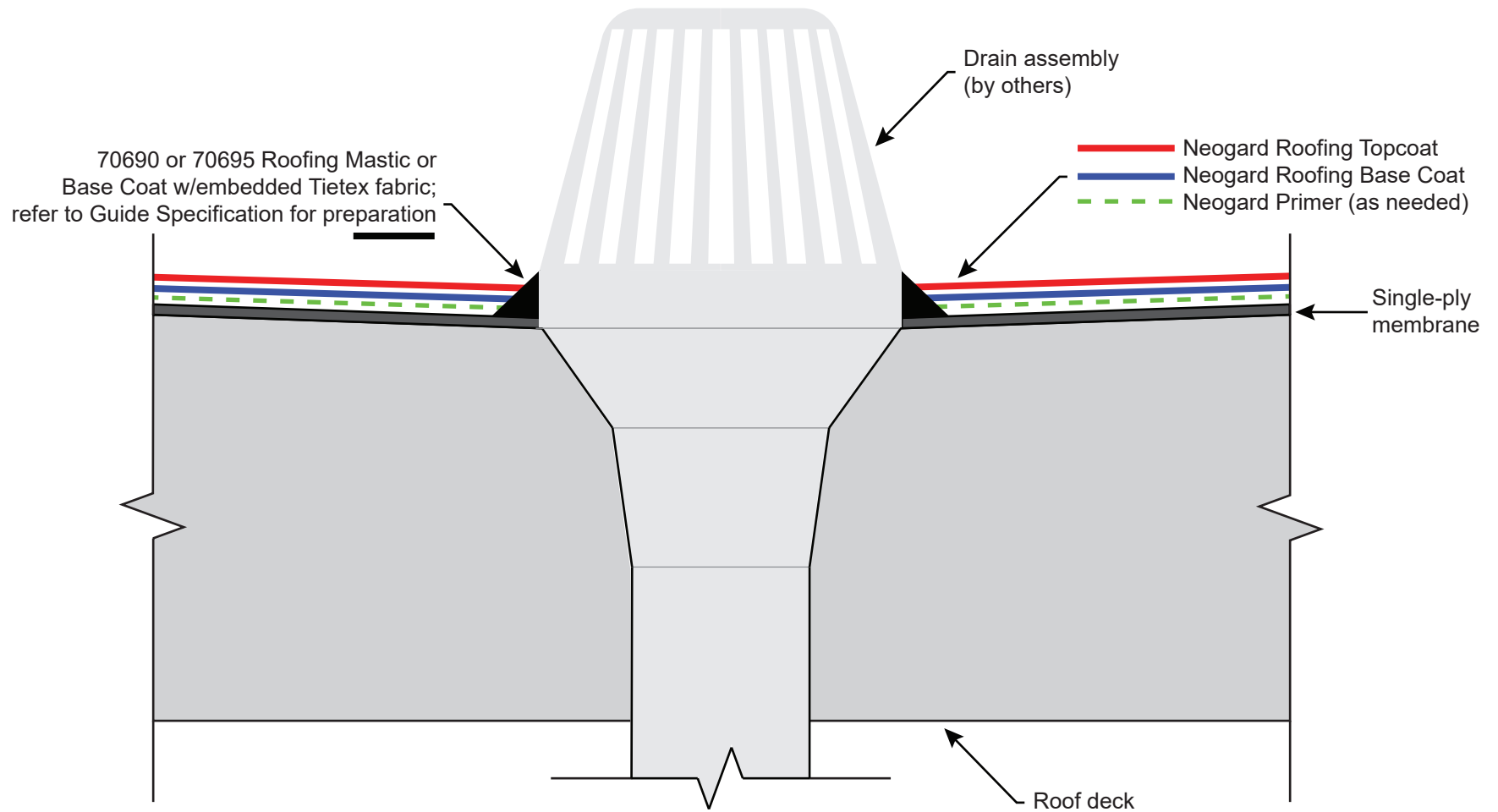
NTS

Date:

08/20/2021

Drawing/Index No.

ROOF-MB_seam-08202021



Note: This detail is utilized in the specification and design of fluid-applied roofing, in both new and retrofit applications. It is provided to show a generally recommended procedure for dealing with the condition shown. It will not and cannot provide a specific solution for every condition likely to be encountered in field application. Where field conditions differ, the use of applicable portions of the detail shown or its adaptation by an experienced and conscientious applicator should result in a quality project.



2728 Empire Central
Dallas, Texas 75236
(214)-353-1600
www.neogard.com

Project:

Drain Detail, Single Ply Substrate

Drawn by:

KSK

Scale:

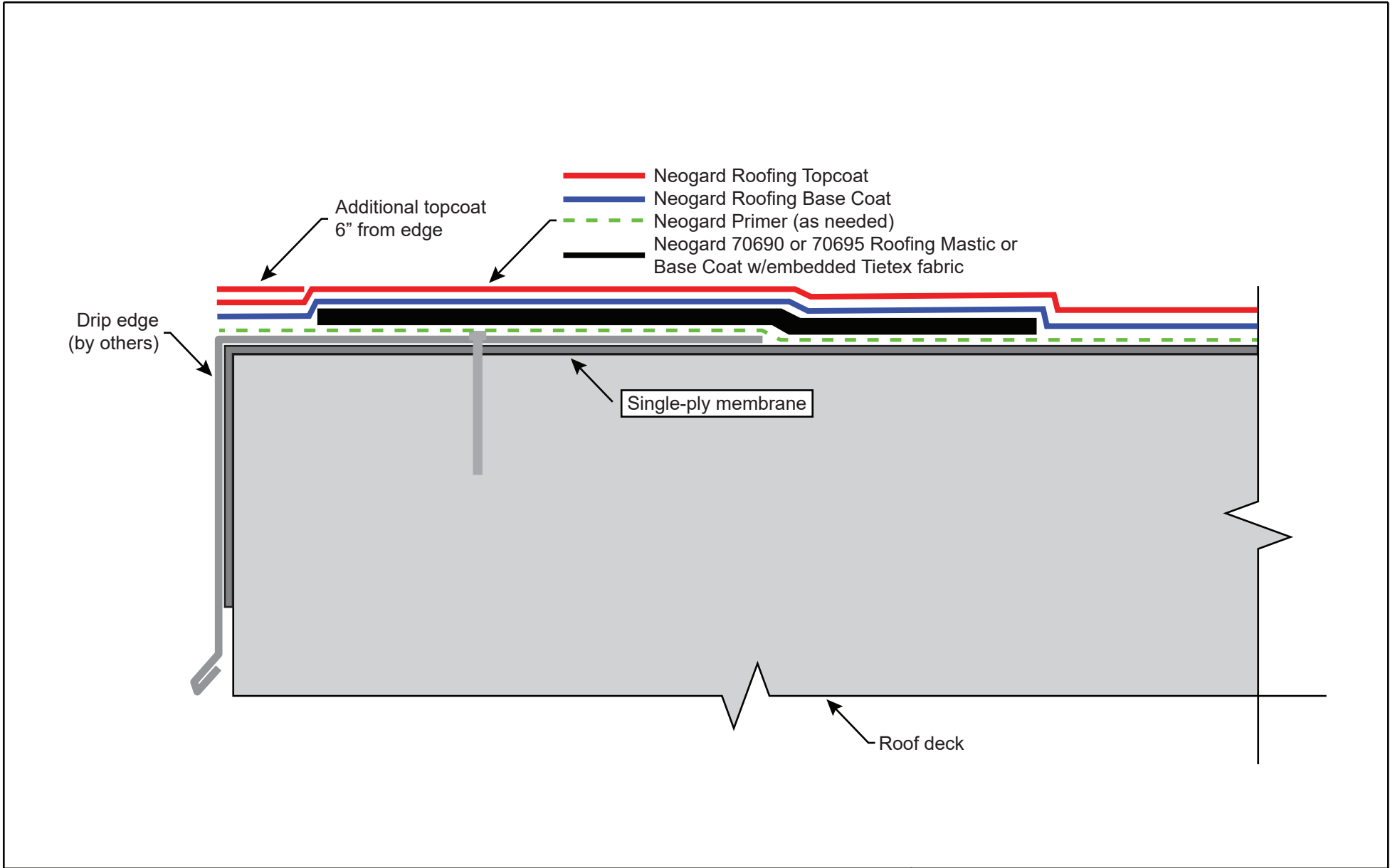
NTS

Date:

08/20/2021

Drawing/Index No.

ROOF-SP_drain-08202021



Note: This detail is utilized in the specification and design of fluid-applied roofing, in both new and retrofit applications. It is provided to show a generally recommended procedure for dealing with the condition shown. It will not and cannot provide a specific solution for every condition likely to be encountered in field application. Where field conditions differ, the use of applicable portions of the detail shown or its adaptation by an experienced and conscientious applicator should result in a quality project.



2728 Empire Central
 Dallas, Texas 75236
 (214)-353-1600
 www.neogard.com

Project:

Edge Detail, Single-Ply Substrate

Drawn by:

KSK

Scale:

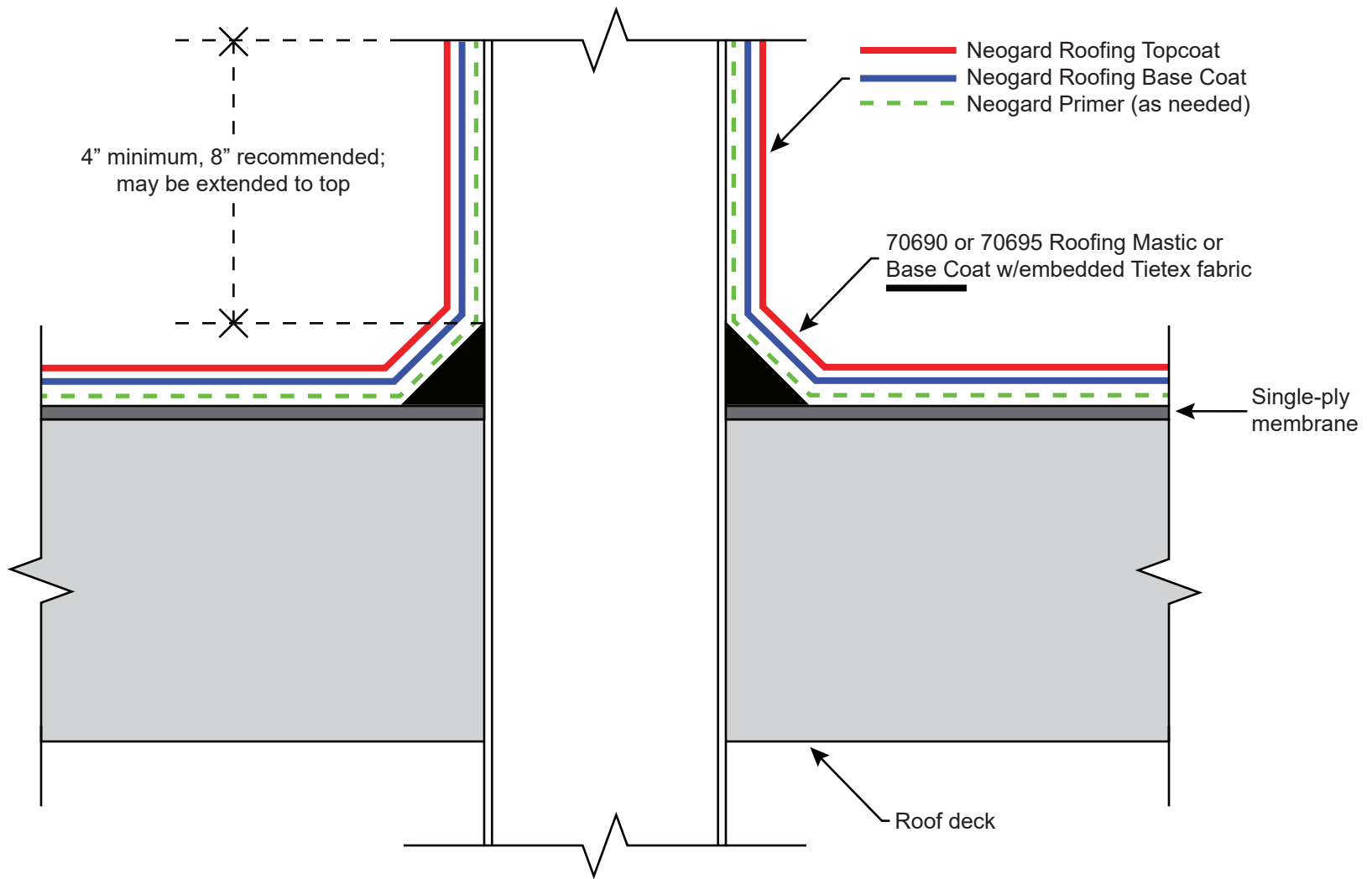
NTS

Date:

08/20/2021

Drawing/Index No.

ROOF-SP_edge-08202021



Note: This detail is utilized in the specification and design of fluid-applied roofing, in both new and retrofit applications. It is provided to show a generally recommended procedure for dealing with the condition shown. It will not and cannot provide a specific solution for every condition likely to be encountered in field application. Where field conditions differ, the use of applicable portions of the detail shown or its adaptation by an experienced and conscientious applicator should result in a quality project.



2728 Empire Central
Dallas, Texas 75236
(214)-353-1600
www.neogard.com

Project:

Pipe Penetration, Single Ply Substrate

Drawn by:

KSK

Scale:

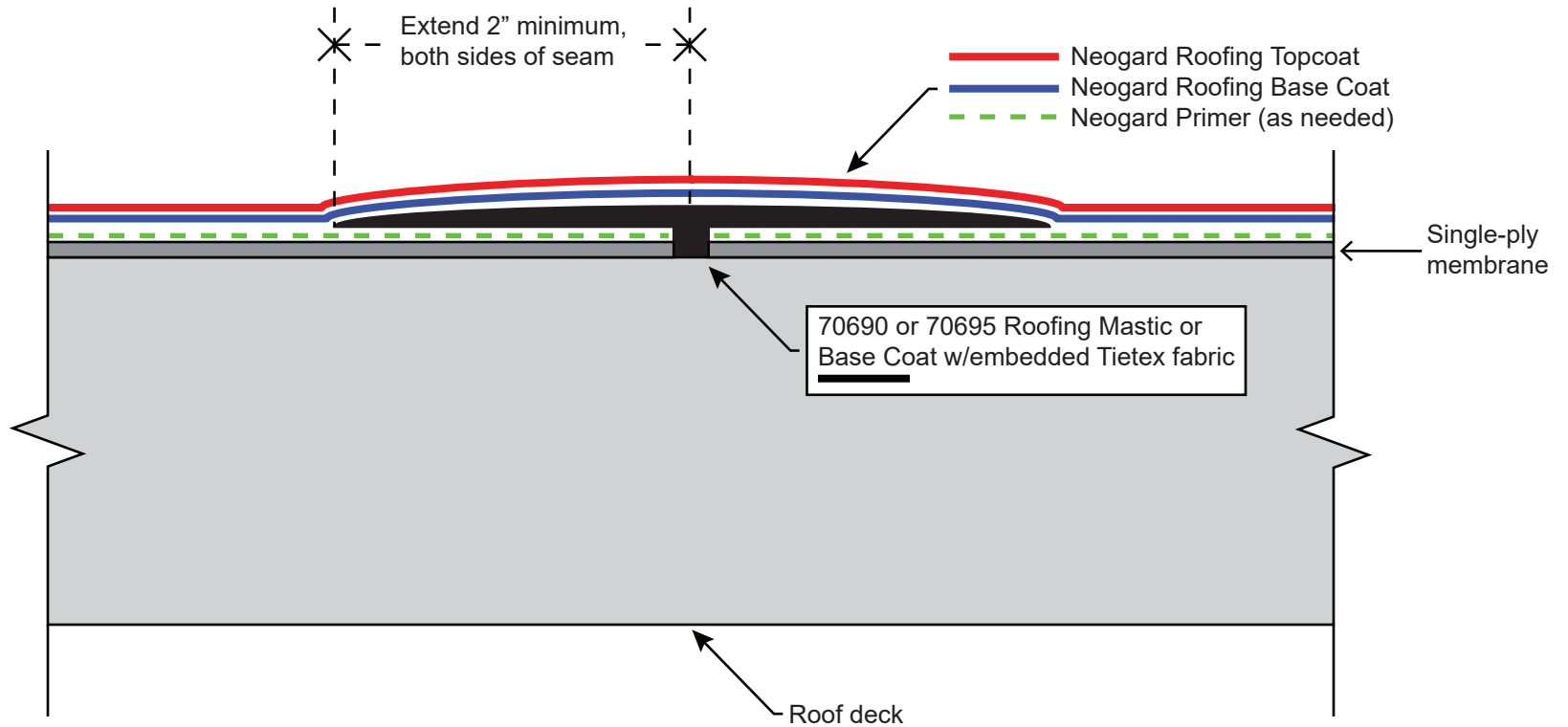
NTS

Date:

08/20/2021

Drawing/Index No.

ROOF-SP_pipe-08202021



Note: This detail is utilized in the specification and design of fluid-applied roofing, in both new and retrofit applications. It is provided to show a generally recommended procedure for dealing with the condition shown. It will not and cannot provide a specific solution for every condition likely to be encountered in field application. Where field conditions differ, the use of applicable portions of the detail shown or its adaptation by an experienced and conscientious applicator should result in a quality project.



2728 Empire Central
 Dallas, Texas 75236
 (214)-353-1600
 www.neogard.com

Project:

Seam Detail, Single Ply Substrate

Drawn by:

KSK

Scale:

NTS

Date:

08/20/2021

Drawing/Index No.

ROOF-SP_seam-08202021